


# BAKE

## BAKE



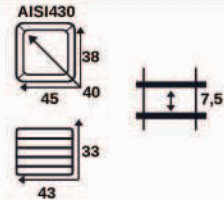
Model	Oven 2/3 - 4L 43x33	Lmm	Hmm	Dmm	Volt	Kw
10990BL	Convect	625	600	595	230	2,7
10990GBL	Grill	625	600	595	230	2,7 / 2,0
10990GHBL	Combi	625	600	595	230	2,7 / 2,0
1099SIH	Brioche	620	585	600	230	3,2
1099N	Ecobake	600	570	540	230	2,6




1099SIH



10990GBL



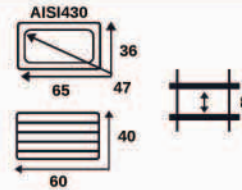
Model	Oven 4L 60x40 - 1/1GN	Lmm	Hmm	Dmm	Volt	Kw
10905BL	Basic 2	815	570	690	230	3,4
10905BLG	Basic-grill	815	570	690	230	3,4 / 2,5
10907BLH	Aqua 2	815	570	690	230	3,4
10908BLH	Aqua 3	815	570	690	380	5,2
10906BLH	Turbo	815	570	690	380	6,4
10904N	Ecobake	840	570	700	230	3



10905BL



10906BLH



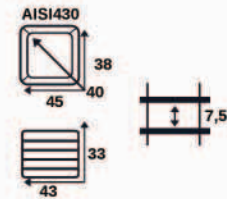
Model	Oven 2/3 - 4L 43x33	Lmm	Hmm	Dmm	Volt	Kw
10991PB	Convect	625	600	595	230	2,7
10991HPB	Humi	625	600	595	230	2,7
10961GHPB	Turbo-combi	625	600	625	230	2,7 / 2,0




10991PB




10961GHPB



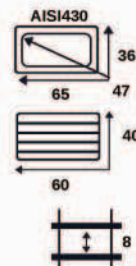
Model	Oven 4L 60x40 - 1/1GN	Lmm	Hmm	Dmm	Volt	Kw
10915PBG	Basic-grill	815	570	690	230	3,4 / 2,5
10917PBH	Aqua 2	815	570	690	230	3,4
10918PBH	Aqua 3	815	570	690	380	5,2
10916PBH	Turbo	815	570	690	380	6,4



10917PBH



10916PBH



- = 1 motor, 1 direction
- = 2 motors, 1 direction
- = 1 turbo reverse motor, 2 directions
- = 2 turbo rev. motors, 2 directions
- = grill resistance
- = direct humidifier injection
- = grill resistance + humid. injection
- = dropdown door
- = sideopening door